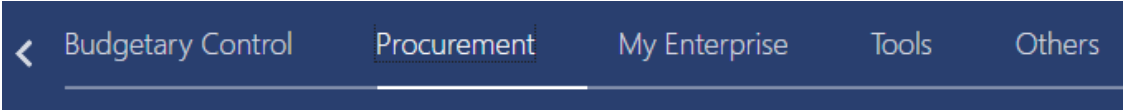
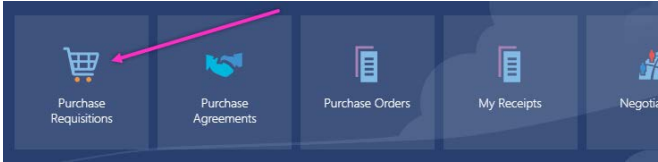
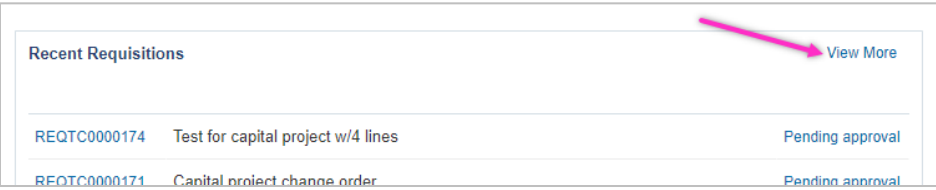
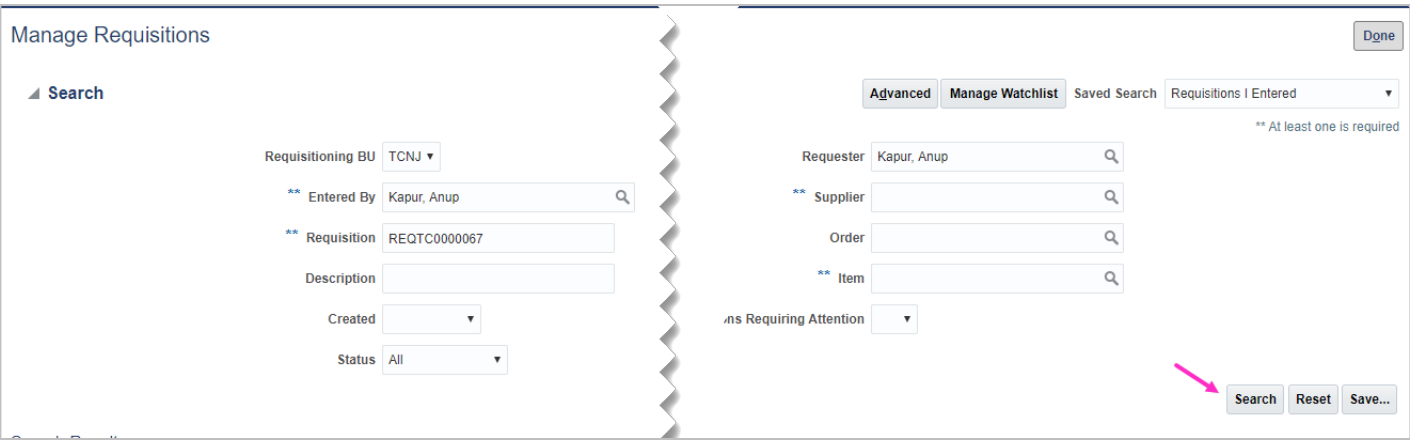


Process Name: Print PO pdf

STEP	DETAIL
1	<p>Sign in to Oracle Cloud through <b>TCNJ Today</b> app bar            Click <b>Company Single Sign-On</b>  <b>Username:</b> TCNJ login  <b>Password:</b> your password            Click Home button in upper Right corner</p>
2	
3	
4	
5	

6

Click the PO number to open the requisition.

Search Results

Actions View Format [Icons] Freeze Detach Wrap

Requisition	Description	Entered By	Creation Date	Approval Amount	Status	Funds Status	Order
REQTC0000362	beds	Kapur, Anup	11/13/2019	30.00 USD	Approved	Liquidated	TCNJ00000215
REQTC0000352	Test for receipt	Kapur, Anup	11/13/2019	10.00 USD	Approved	Liquidated	TCNJ00000211
REQTC0000348	Test for sharing PO	Kapur, Anup	11/13/2019	10.00 USD	Approved	Liquidated	TCNJ00000207
REQTC0000341	2020 AT-A-GLANCE 9" x 11" Monthly Planner, Black (70-260-05-20)	Kapur, Anup	11/13/2019	23.39 USD	Approved	Liquidated	TCNJ00000204
REQTC0000330	2 keyboards	Kapur, Anup	11/13/2019	2,030.00 USD	Approved	Liquidated	TCNJ00000198
REQTC0000325	Speaking engagement	Kapur, Anup	11/13/2019	1.00 USD	Approved	Liquidated	TCNJ00000188

7

Click **View PDF**  
 Your PO will open in pdf version.  
 This should be sent to your vendor as record of your order.

View PDF Actions Done

Order Life Cycle

Ordered

0.0 0.8K 1.6K 2.4K

Amount (USD)